

PROVIDENCE CREEK ACADEMY

ANNUAL REPORT

2020-2021



273 West Duck Creek Rd
P.O. Box 265
Clayton, DE 19938
Phone: (302) 653-6276

I. OVERVIEW

1.1 School Overview:

Review the following chart with the school's basic information. (Note: This table will be completed by the Charter School Office. Please review for accuracy. **Any changes identified by the team must be highlighted in red prior to submitting the report. Only changes highlighted in red will be reviewed by the Charter School Office. Should there be no highlighted changes, the data will appear as presented in this draft.**)

BASIC INFORMATION	
Name of School	Providence Creek Academy
Year School Opened	2002
Enrollment 2020-2021 ¹	707
Approved Enrollment	703
School Address	273 West Duck Creek Rd, P.O. Box 265, Clayton, DE 19938
District(s) of Residence	Smyrna School District
Website Address	http://www.providencecreekacademy.org/
Name of School Leader	Denise Stouffer
School Leader Email and Phone Number	denise.stouffer@pca.k12.de.us (302) 653-6276
Name of Board President	Melissa Rhoads
<p>Mission Statement: The mission of PCA is to provide a safe, nurturing, and diverse campus environment allowing their K- 8 students to learn from experiences beyond the traditional classroom setting. Our mission is to empower students with opportunities to engage in a number of sports, visual and performing arts, creating connections with our community to provide deeper learning experiences.</p>	

1.2 School Demographic Data:

Please review the following table for accuracy and complete the second row (“# of Students on Waiting List”) for 2020-2021. (Note: The remaining sections of the table will be completed by the Charter School Office. **Any changes identified by the team must be highlighted in red prior to submitting the report. Only changes highlighted in red will be reviewed by the Charter School Office. Should there be no highlighted changes, the data will appear as presented in this draft.**)

ENROLLMENT & DEMOGRAPHIC INFORMATION	
	2020-2021 ¹
Total Enrollment	707
# of Students on Waiting List	<input type="text" value="278"/>
Gender	
% Male	45.40%
% Female	54.60%
Ethnicity/Race	
% African American	26.45%
% American Indian	0.57%
% Asian	1.84%
% Hispanic/Latino	4.38%
% White	59.12%
% Multiracial	7.64%
Special Populations	
%Special Education ²	9.76%
% English Language Learners	1.56%
% Low-Income	13.72%

Schools are invited but not required to comment on any aspect of the demographic data above in table 1.2

1.3 Approved Minor and Major Modifications:

The table lists any approved minor and/or major modifications over the course of the school's current charter term.

(Note: This table will be completed by the Charter School Office. Please review the following table for accuracy. **Any changes identified by the team must be highlighted in red prior to submitting the report. Only changes highlighted in red will be reviewed by the Charter School Office. Should there be no highlighted changes, the data will appear as presented in this draft.**)

Date	Modification Requested	Outcome
1/25/19	Providence Creek Academy is seeking to modify our approved calendar hours from 1342.5 to 1267.5 hours beginning SY19/20.	Approved
9/3/19	Providence Creek Academy is seeking to amend components of its educator evaluation process.	Approved
12/11/19	Providence Creek Academy is seeking to its increase enrollment by a total of 6% (40 students) for the 2020/2021 school year.	Approved

Schools are invited but not required to comment on any aspect of the modification data above in table 1.3

1.4 School Enrollment:

Please review the following chart with the school’s enrollment trends during the current term of the charter. (This table will be completed by the Charter School Office. Please review for accuracy. **Any changes identified by the team must be highlighted in red prior to submitting the report. Only changes highlighted in red will be reviewed by the Charter School Office. Should there be no highlighted changes, the data will appear as presented in this draft.**)

School Enrollment Trends		
Cells highlighted in grey were grade levels not serviced by this school		
	2020-2021	
	Approved Enrollment	30-Sep Enrollment Count
K	80	81
Grade 1	83	82
Grade 2	84	83
Grade 3	78	78
Grade 4	77	78
Grade 5	79	78
Grade 6	79	79
Grade 7	76	76
Grade 8	67	72
Grade 9		
Grade 10		
Grade 11		
Grade 12		
Total	703	707

Schools are invited but not required to comment on any aspect of the enrollment data above in table 1.4.

1.5 Reenrollment:

Reenrollment Rate² is the % of students continuously enrolled in the school from one year to the next.

Review the following chart with the school’s reenrollment trends during the current charter term. (This table will be completed by the Charter School Office. Please review for accuracy. **Any changes identified by the team must be highlighted in red prior to submitting the report. Only changes highlighted in red will be reviewed by the Charter School Office. Should there be no highlighted changes, the data will appear as presented in this draft.**)

School Reenrollment Trends		
Cells highlighted in grey were grade levels not serviced by this school		
Providence Creek Academy		
	Number of Students Reenrolled Count	Percentage of Students Reenrolled %
K	>11*	
Grade 1	77	96.25%
Grade 2	82	100.00%
Grade 3	73	96.04%
Grade 4	72	91.14%
Grade 5	75	94.94%
Grade 6	74	92.50%
Grade 7	72	91.14%
Grade 8	68	89.47%
Grade 9		
Grade 10		
Grade 11		
Grade 12		
Total/Avg	594	94.14%

** School entry grade level. Reenrollment data not collected for this grade level.

Describe the school’s plans to monitor and minimize attrition rates. Provide information about why students are choosing to enroll in different schools.

The challenges of COVID-19 have impacted student retention which we prefer to be at or above 95%. We have seen a significant number of our families moving out of state, or far enough away that they felt the bus drive was too long for their children in both SY20-21 and SY21-22.

II. ACADEMIC PERFORMANCE

2.1 Delaware School Success Framework

Overall Academic Ratings

Due to the impact of COVID-19 on learning and learning environments, accountability for SY 20/21 has been waived. The school's assessment data for SY20/21 is available at: [Charter School Report Card Link](#)

a) Based on the data available on the Delaware Schools Report Card website and data compiled by the school discuss:

- overall academic achievement,
- major challenges,
- and accomplishments over the course of the school year.
- You may also use this space to share the results of school-based data.

School Comments:

PCA is proud of the progress made by our children as a part of our hybrid/virtual program for SY20/21. Unfortunately, due to the number of students that did not participate in the statewide assessment, the data could not be used to make instructional decisions. Thankfully, PCA was able to utilize internal benchmarking data to determine a path moving forward. This information can be found in the next section.

Performance Agreement

Academic Performance Expectations

Providence Creek Academy's most recent DSSF ratings (2018-2019) are:

Indicator	Points	Point Earned	Percent Point
Academic Achievement	150.00	91.00	61% Meets Expectations
Academic Progress	200.00	144.00	72% Meets Expectations
School Quality/Student Success	50.00	47.00	94% Exceeds Expectations
Progress Toward English Language Proficiency	n/a	n/a	Not Applicable
Overall	400.00	282.00	71% Meets Expectations

By September 2025, our expectation is to achieve an overall rating of "Meets" or "Exceeds" on the Delaware School Success Framework (DSSF). Each year, we will show growth within each metric area, putting us on track to achieve our academic performance expectations. This progress will be monitored through our annual performance review.

a) Discuss the school's academic performance based on its approved Performance Agreement (see above).

School Comments:

PCA gave all students the STAR Benchmark for Reading and Math (Early Literacy for those students in K-1). Our data breaks down as follows:

Early Literacy:

51.3% at or above benchmark

14.8% on watch

21.6% require intervention

12.3% require urgent intervention

Reading:

50.3% at or above benchmark

17.4% on watch

16.3% require intervention

16.1% require urgent intervention

Math:

54.7% at or above benchmark

18% on watch

17.6% require intervention

9.7% require urgent intervention

PCA strongly believes that the major challenge of Covid-19 impacted these scores. As a result of virtual and hybrid instruction, children were forced to learn in new ways – some of which were difficult for them. To address the learning loss resulting from the pandemic, PCA offered a free in-person summer school program for all children that were below benchmark. This program focused on learning gaps by directly targeting the skills that these children missed due to the pandemic. To continue to overcome any learning gaps, PCA has continued to utilize our Math and Reading specialists to work with students and teachers on the use of targeted interventions, hired additional para-educators and special educators to push into classrooms, and has increased the number of students supported in our tier II and III MTSS groups. Our current data indicated that our interventions are working and we remain proud of the progress that we have been able to make to close the gaps created by the pandemic.

III. ORGANIZATIONAL PERFORMANCE

The Organizational Performance Framework reflects expectations the charter school is required to meet through state and federal law and the charter performance agreement, and seeks to provide information regarding these key questions:

- Is the school organizationally sound and well operated?
- Is the school fulfilling its legal obligations and sound public stewardship?
- Is the school meeting its obligations and expectations for appropriate access, education, support services, and outcomes for students with disabilities?

3.1 Mission Specific Goal(s)

Is the school faithful to its mission as defined in its current charter, including approved mission-specific academic goals if applicable?

Essential Question indicator 1a. Is the school faithful to its mission as defined in its current charter, including approved mission-specific academic goals if applicable				
Staff				
Measure	Definition of Rating	Data Source	Data Collection Process	Measure
Eureka Math – curriculum implementation	<p>Meets Standard: 100% of our math classes (19 out of 19) will use Eureka Math as their foundational curriculum resource.</p> <p>Approaching Standard: 84% - 95% of our math classes (16 to 18 out of 19) will use Eureka Math as their foundational curriculum resource.</p> <p>Far Below Standard: Less than 84% of our math classes (15 or fewer out of 19) will use Eureka Math as their foundational curriculum resource.</p>	<p>Walkthroughs</p> <p>Lesson plans</p> <p>Student work</p> <p>DPASII observations</p> <p>PLC data discussions</p>	PDF Upload and entry into system by DDE.	1a1

a) Rate the school’s performance according to the criteria established by the school for its 2020-2021 mission specific goal(s).

PCA is requesting to modify its current mission specific goal as the math curricula goal was accomplished in SY20/21 with our 5th year of Eureka Math Curriculum Implementation and professional development. As with all curriculum implementation, there is on-going PD as a part of PLC’s using data informed decision making processes.

The mission of Providence Creek Academy is to empower students with opportunities to engage in a number of sports, visual and performing arts, creating connections with our community to provide deeper learning experiences. We would like to change our goal to include a measure of the number of children participating in the arts and athletics within school and at least 50% of our children participating in an afterschool activity as measured by the number of afterschool participants divided by the total population.

Essential Question for Indicator 1a. Is the school faithful to its mission as defined in its current charter, including approved mission specific academic goals if applicable.

The mission of Providence Creek Academy is to empower students with opportunities to engage in a number of sports, visual and performing arts, creating connections with our community to provide deeper learning experiences. We would like to change our goal to include a measure of the number of children participating in the arts and athletics within school and at least 50% of our children participating in an afterschool activity as measured by the number of afterschool participants divided by the total population.

Measure	Defintion of Rating	Data Source	Data Collection Process	1a1
50% of PCA Students participate in an afterschool activity as measured by the number of afterschool participants divided by the total population.	Meets Standards: 50% of PCA Students participate in an afterschool activity as measured by the number of afterschool participants divided by the total population.	Rosters for Afterschool Activities	Collect and Review Rosters for Afterschool Activities	
	Approaches Standards: 49% -40% of PCA Students participate in an afterschool activity as measured by the number of afterschool participants divided by the total population.			
	Does Not Meet Standards: Less than 40% of PCA Students participate in an afterschool activity as measured by the number of afterschool participants divided by the total population.			

b) Provide as **Appendix 1** the results (data source) of the school’s mission specific goal(s). Remember not to include any personally identifiable information (PII).

3.2 Organizational Performance

Note: Please utilize the hyperlink in this sentence for more information about the [Organizational Performance Framework](#).

The following tables will be completed by the Charter School Office. Please review for accuracy.

SUMMARY AND OVERALL RATING

Providence Creek Academy

Year	Education Program				Governance & Reporting			Students & Staff		Facilities, Transportation, Health & Safety	OVERALL RATING
	Mission Fidelity	Applicable State & Federal Requirements	Students with Disabilities	English learners	Governance & Public Stewardship	Oversight of School Management	Reporting Requirements	Students Rights	Req. on Teacher Certification & Hiring Staff		
	1a	1b	1c	1d	2a	2b	2c	3a	3b	4a	
2020-2021	M	M	M	M	M	M	M	M	M	M	Meets Standard

a) Describe the school’s organizational performance over the current school year (This section is for the school to address any overall rating where the school has not met standards. The school will be able to address individual metrics in the sections below.)

School Comments:

PCA is proud of our continued success in meeting all Organizational Performance Framework standards.

b) Identify changes to organizational practices that the school has implemented to improve the school’s organizational outcomes.

School Comments:

PCA is proud of the systems of organization and reporting. We continue to evaluate our systems and make continued enhancements to support the process improvements of the school overall.

c) Address any measure where school did not meet standard or is approaching standard.

PCA met all standards of the Organizational Performance Framework.

Performance Agreement

Organizational Performance Expectations

Discuss the school's organizational performance based on its approved Performance Agreement.

Providence Creek Academy overall organizational rating is Meets. In the next renewal period, our expectation is to maintain the overall rating of "Meets, " as measured by the Organizational Performance Framework. Each year, we will be on track to demonstrate performance aligned with those organizational performance expectations. This progress will be monitored through our annual performance review.

a) Discuss the school's organizational performance based on its approved Performance Agreement (see above).

School Comments:

PCA is proud of our continued success in meeting all Performance Framework standards.

3.3 Board Financial and Governance Members and Training

a) Please complete the chart below with the necessary information. In accordance with Del. 14 §512 (15), the school shall have a satisfactory plan to ensure the effectiveness of its board of trustees, including governance trainings conducted for any new board members and at a minimum of once every 3 years.

Board Financial and Governance Training

First Name	Last Name	Role/Title	Financial Training Date
Christine	Chaney	Teacher Member	12/18/2017
Elizabeth	Colombo-Kutch	Member	11/30/2015
Lisa	English	Teacher Representative	4/23/2021
Lisa	Moore	Vice President	11/30/2015
Melissa	Rhoads	President	11/30/2015
Danielle	Gordy	Parent Member	9/20/2011
Chuck	Moser	Treasurer	4/7/2020

*Please list only the most recent training date.

Please attach all certificates or evidence of Board Governance Training for active board members.

School Comments:

These certificates were provided by the Department of Education and are currently on file.

b) Please complete the chart below with the necessary information. Pursuant to [14 Del. Admin. Code 736](#) 6.1 Each member of a Citizen Budget Oversight Committee shall attend and receive a Certificate of Completion for the Citizen Budget Oversight Committee training within the allotted timeframe of his/her appointment to a Citizen Budget Oversight Committee. Provided further, additional training may be required from time to time as determined by the Department.

Citizen Budget Oversight Committee Membership & Trainings

First Name	Last Name	Term Begin Date	Term End Date	Role/Title	Financial Training Date
Bill	Bentz	11/1/2014		Consultant	1/11/2011
Brandon	Paris	2/1/2015		Employee	10/12/2017
Richard	Riggs	8/9/2015		DOE Representative	11/30/2015
Chuck	Moser	8/22/2019		Board Representative	11/19/2010
Rachael	Straightiff	11/21/2019		Educator Representative	12/19/2019
Kale	English	3/18/2021		Parent Member	4/22/2021
Denise	Stouffer	7/1/2018		Head of School	9/16/2018

School Comments:

PCA CBOC meets monthly to review our budget and all P-card transactions.

3.4 Teacher Retention: Is the school monitoring and minimizing teacher attrition rates and maintaining a stable teaching staff?

2020-2021		
% of Teachers RETAINED	# of Teachers RETAINED	# of Teachers ELIGIBLE
87.5	35	40

Review the table above with the school’s teacher retention trends and answer the following questions.

a) Describe the school’s plans to monitor and minimize teacher attrition rates. Provide information about why teachers leave the school.

School Comments:

This year was a very difficult year for PCA in relationship to the transition of teachers, mostly due to the mid-year transition of educators across the state. The number one reason provided by teachers who left PCA in their exit interviews as to why they left PCA was due to an increase in pay and the second was to be closer to home. Several teachers shared that they felt that they had to take the jobs mid-year as they did not believe that there would be an opening during the summer or they would not be offered a job should they wait until summer.

b) Describe how the school’s professional development plans support teachers and leadership.

School Comments:

PCA’s Professional Development plan supports teachers through a combination of weekly PLC work sessions and monthly professional development trainings. This SY, the trainings have an ELA focus as we implement upgraded curricular materials. Teachers work with the reading specialist and with a trainer from Scholastic. Other content areas focus on math, classroom management, grading, and parent communication. Teacher Team Leaders meet to problem solve and build capacity.

IV. FINANCIAL PERFORMANCE

4.1 Financial Performance

Note: Please utilize the hyperlink in this sentence for more information about the [Financial Performance Framework](#).

The following tables will be completed by the Charter School Office. Please review for accuracy.

Financial Performance Framework Ratings	Near Term Indicators				Sustainability Indicators				Financial Management and Oversight	Overall Rating
	Current Ratio	Days Cash	Enrollment Variance	Default, Loan Covenants, & Debt Service Payments	Total Margin	Debt Asset Ratio	Cash Flow	Debt Service Coverage Ratio		
Year	1a	1b	1c	1d	2a	2b	2c	2d	3	
2020-2021	M	M	M	M	M	M	M	M	M	Meets Standard

a) Describe the school's Financial performance over the current school year (This section is for the school to address any overall rating where the school has not met standards. The school will be able to address individual metrics in the sections below.)

School Comments:

PCA is proud of our continued success in meeting all Financial Performance Framework standards

b) Identify changes to Financial practices that the school has implemented to improve the school's financial outcomes.

School Comments:

PCA is proud of our financial and reporting systems. We continue to evaluate our systems and make continued enhancements to support the process improvements of the school overall.

c) Address any measure where school did not meet standard or is approaching standard

PCA met all standards of the Financial Performance Framework.

Performance Agreement

Financial Performance Expectations

Providence Creek Academy overall financial rating is Meets. In the next renewal period, our expectation is to maintain the overall rating of "Meets" standard as measured by the Financial Performance Framework. Each year, we will be on track to demonstrate economic viability and achieve our financial performance expectation. This progress will be monitored through our annual performance review.

- a) Discuss the school's financial performance based on its approved Performance Agreement.

School Comments:

PCA met all standards of the Financial Performance Framework.

-
- b) Describe how the school developed and implemented a corrective action plan in response to audit findings (if applicable).

School Comments:

No applicable – PCA had a clean audit.

V. INNOVATION

Describe the school's innovative practice(s) that could be replicated at other schools in Delaware. Please include the data that supports the success of these practice(s).

School Comments:

PCA made great strides in innovation by opening our school last year and providing parents the continued choice of both a virtual and hybrid model of school. PCA was one of the first schools in the state to open its doors last school year to 100% of our children virtually and in-person. Our teachers and faculty went to great lengths and put in an outstanding amount of work to ensure every child was directly taught every single school day by his or her own teacher. PCA provided classes in the core subjects as well as the arts, PE & Health, as well as technology education. PCA stayed true to its mission of to empower students with opportunities to engage in a number of sports, visual and performing arts, creating connections with our community to provide deeper learning experiences.

VII. ANNUAL REPORT CERTIFICATION STATEMENT

Name of School:	Providence Creek Academy
Location:	273 W. Duck Creek Rd. Clayton, DE 19938

I hereby certify that the information submitted in this annual of a charter school is true to the best of my knowledge and belief; that this application has been approved by the school's Board of Directors.

Melissa 11/18/2021
 Signature: Chairperson of Board of Directors (or designated signatory authority) Date

Print/Type Name:	Melissa L. Rhoads
Title (if designated):	Board President
Date of approval by board of directors:	11/18/2021

References:

¹ Based on September 30th Unit Count

² Pursuant to the Family Education Rights and Privacy Act (FERPA) (34 CFR §99), the DDOE applies the following statistical methods to avoid disclosure of personally identifiable information in aggregate reporting.

1. For all data, counts for groups or subgroups with 15 or fewer students are suppressed and represented by “-” in data reports. Complementary suppression of one or more non-sensitive cells in a table may be required so that the values of the suppressed cells may not be calculated by subtracting the reported values from the row and column totals.
2. Only report percentages for grade level reporting within a school and district.
3. Percentages are suppressed when the underlying student counts can be derived for groups or subgroups with 15 or fewer students (i.e., if the number tested and proficient are reported, then the percentage may need to be suppressed).
4. Any percentage above 95 or below 5 will be reported as >95% and <5%, respectively.


³ Graduation rate data is lag data by one school year to include all students that have completed their high school diplomas during that year including summer graduates.

Memorandum of Understanding for Child Abuse Reporting & Investigation Between the Delaware Department of Education, Local Education Agencies, and The Delaware Department of Services for Children, Youth and Their Families.

VIII. Agreement Review


This agreement shall be effective immediately upon the written signatures of all parties and will remain in effect until a new agreement is signed. This agreement shall be reviewed by the MOU Workgroup and reauthorized at least every five (5) years by the DOE, the DSCYF, and LEAs. Renegotiation of any portion of this Agreement may occur at any time for good cause, upon the written request of any of the parties. The parties will amend this Agreement based on changes to relevant and applicable federal and state law and regulations and rules. This agreement may be terminated by any of the parties up thirty (30) days' written notice.

IX. Signatures



Denise Stouffer, Head of School

Providence Creek Academy





Date

Memorandum of Understanding for the Educational Stability of Children Experiencing Foster Care Between the Delaware Department of Education, Local Education Agencies, and The Delaware Department of Services for Children, Youth and Their Families.

VIII. Agreement Review

This agreement shall be effective immediately upon the written signatures of all parties and will remain in effect until a new agreement is signed. This agreement shall be reviewed by the MOU Workgroup and reauthorized at least every five (5) years by the DOE, the DSCYF, and LEAs. Renegotiation of any portion of this Agreement may occur at any time for good cause, upon the written request of any of the parties. The parties will amend this Agreement based on changes to relevant and applicable federal and state law and regulations and rules. This agreement may be terminated by any of the parties up thirty (30) days' written notice.

IX. Signatures

Denise Stouffer, Head of School

Date

Providence Creek Academy